

UTEX

Replacement Seals



UTEX INDUSTRIES, INC.
Taking Sealing Technology Beyond Tomorrow
www.utexind.com

UTEX Facilities



Corporate Headquarters - Houston, Texas



Manufacturing - Weimar, Texas



Houston Service Center



Applied Rubber, Conroe, Texas



AccuSeal-A Division of UTEX Industries, Inc. - Houston, Texas



Odessa Service Center



Manufacturing-San Benito, Texas

UTEX Industries, Inc. has a history in the sealing industry dating back to 1940. Our modern facilities and extensive engineering library make us a leader in mechanical seal manufacture and replacement.

UTEX offers a full range of mechanical seals in our Replacement Seal line. Starting with the customer's needs, UTEX is able to effectively replace and manufacture a competitor's seal to the customer's satisfaction. For sizes and seal types not shown in this brochure, please contact UTEX Industries, Inc.

At our different facilities, UTEX manufactures a full line of sealing products including: mechanical seals, molded packings and seals, custom molded products and services, plastic seals, compression packing, sheet packing and gaskets. UTEX also offers industrial maintenance products with their ChemRite® Maintenance Chemicals line, ChemPatch® Pipe Repair and Fiberglass Repair Kits, and UPAK® Injectable Pump & Valve Sealant.

Table Of Contents

| | |
|-----------------------------|-------------|
| RS-1 & RS-1B | Page ... 4 |
| RS-8B | Page ... 5 |
| RS-81 & RS-81T | Page ... 6 |
| RS-8B1 & RS-8B1T | Page ... 7 |
| RS-9 & RS-9T | Page ... 8 |
| RS-9B & RS-9BT | Page ... 9 |
| RS-K & RS-KB | Page ... 10 |
| RS-Q & RS-QB | Page ... 11 |
| RS-U | Page ... 12 |
| RS-D | Page ... 13 |
| Replacement Seats | Page ... 14 |
| X-TendaSeal® Services | Page ... 15 |

S
e
a
l
S
e
r
v
i
c
e
s
R
e
p
l
a
c
e
m
e
n
t

RS-1 & RS-1B

Universal General Purpose Seal



Applications

The RS-1 & RS-1B are suitable for hot and cold water, most chemicals, acids, and corrosives.

Temperature Range/Pressure Maximum

RS-1 & RS-1B Temperature -40° to +400°F -40°C to +205°C

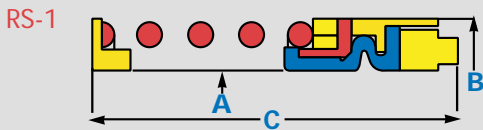
RS-1 Pressure Maximum to 125 psi (8.6 bar)

RS-1B Pressure Maximum to 750 psi (51 bar)

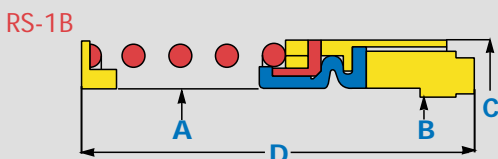
The RS-1 unbalanced seal and RS-1B balanced seal offers the reliable sealing of universal, general purpose seals. The seal head is factory assembled for fast, easy installation. Rubber bellows and a spring provide flexibility to compensate for abnormal shaft-end play and run out, as well as compensating for various equipment tolerances and normal wear. The large single-coil spring is non-clogging and self-cleaning.

The RS-1 and RS-1B are geometrically and dimensionally equivalent to competitive style seals.

| RS-1 | | | | |
|----------------|-----------|-----------------------------|------------|----------------------|
| SHAFT DIAMETER | SEAL O.D. | UNBALANCED INSTALLED LENGTH | SEAT WIDTH | UNBALANCED SEAT O.D. |
| A | B | C | D | E |
| 0.625 | 1.093 | 1.312 | 0.406 | 1.250 |
| 0.750 | 1.218 | 1.312 | 0.406 | 1.375 |
| 0.875 | 1.406 | 1.375 | 0.406 | 1.500 |
| 1.000 | 1.500 | 1.562 | 0.437 | 1.625 |
| 1.125 | 1.625 | 1.625 | 0.437 | 1.750 |
| 1.250 | 1.812 | 1.625 | 0.437 | 1.875 |
| 1.375 | 1.875 | 1.687 | 0.437 | 2.000 |
| 1.500 | 2.000 | 1.687 | 0.437 | 2.125 |
| 1.625 | 2.250 | 2.000 | 0.500 | 2.375 |
| 1.750 | 2.375 | 2.000 | 0.500 | 2.500 |
| 1.875 | 2.500 | 2.125 | 0.500 | 2.625 |
| 2.000 | 2.625 | 2.125 | 0.500 | 2.750 |
| 2.125 | 2.812 | 2.375 | 0.562 | 3.000 |
| 2.250 | 2.937 | 2.375 | 0.562 | 3.125 |
| 2.375 | 3.062 | 2.500 | 0.562 | 3.250 |
| 2.500 | 3.187 | 2.500 | 0.562 | 3.375 |
| 2.625 | 3.375 | 2.750 | 0.625 | 3.375 |
| 2.750 | 3.500 | 2.750 | 0.625 | 3.500 |
| 2.875 | 3.625 | 2.875 | 0.625 | 3.750 |
| 3.000 | 3.750 | 2.875 | 0.625 | 3.875 |
| 3.125 | 4.000 | 3.125 | 0.781 | 4.000 |
| 3.250 | 4.125 | 3.125 | 0.781 | 4.125 |



| RS-1B | | | | | |
|----------------|----------------|-----------|---------------------------|------------|--------------------|
| SHAFT DIAMETER | SHAFT DIAMETER | SEAL O.D. | BALANCED INSTALLED LENGTH | SEAT WIDTH | BALANCED SEAT O.D. |
| A | B | C | D | E | F |
| 0.625 | 0.500 | 1.093 | 1.625 | 0.312 | 1.000 |
| 0.750 | 0.625 | 1.218 | 1.625 | 0.406 | 1.250 |
| 0.875 | 0.750 | 1.406 | 1.687 | 0.406 | 1.375 |
| 1.000 | 0.875 | 1.500 | 1.875 | 0.406 | 1.500 |
| 1.125 | 1.000 | 1.625 | 1.937 | 0.437 | 1.625 |
| 1.250 | 1.125 | 1.812 | 1.937 | 0.437 | 1.750 |
| 1.375 | 1.250 | 1.875 | 2.000 | 0.437 | 1.875 |
| 1.500 | 1.375 | 2.000 | 2.000 | 0.437 | 2.000 |
| 1.625 | 1.500 | 2.250 | 2.375 | 0.437 | 2.125 |
| 1.750 | 1.625 | 2.375 | 2.375 | 0.500 | 2.375 |
| 1.875 | 1.750 | 2.500 | 2.500 | 0.500 | 2.500 |
| 2.000 | 1.875 | 2.625 | 2.500 | 0.500 | 2.625 |
| 2.125 | 2.000 | 2.812 | 2.750 | 0.500 | 2.750 |
| 2.250 | 2.125 | 2.937 | 2.750 | 0.562 | 3.000 |
| 2.375 | 2.250 | 3.062 | 2.875 | 0.562 | 3.125 |
| 2.500 | 2.375 | 3.187 | 2.875 | 0.562 | 3.250 |
| 2.625 | 2.500 | 3.375 | 3.125 | 0.562 | 3.375 |
| 2.750 | 2.625 | 3.500 | 3.125 | 0.625 | 3.375 |
| 2.875 | 2.750 | 3.625 | 3.250 | 0.625 | 3.500 |
| 3.000 | 2.875 | 3.750 | 3.250 | 0.625 | 3.750 |
| 3.125 | 3.000 | 4.000 | 3.500 | 0.625 | 3.750 |
| 3.250 | 3.125 | 4.125 | 3.500 | 0.625 | 3.875 |



RS-8B

High Pressure/Heavy Duty Service



Applications

The RS-8B is used in petroleum pipeline service and refinery applications.

Temperature Range/Pressure Maximum

RS-8B Temperature -40° F to +500° F -40°C to +260°C

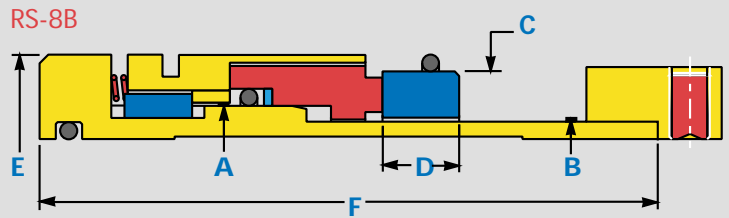
RS-8B Pressure Maximum to 1200 psi (83 bar)

The RS-8B cartridge seal is ideally suited for high pressures and heavy duty applications. This seal can be easily adapted to various operating equipment.

The RS-8B is geometrically and dimensionally equivalent to competitive style seals.

RS-8B

| SHAFT DIA. AND SEAL SIZE | SLEEVE DIA. A | SLEEVE DIA. SEAT I.D. B | SEAT O.D. C | SEAT WIDTH D | SEAL O.D. E | SLEEVE LENGTH F |
|--------------------------|---------------|-------------------------|-------------|--------------|-------------|-----------------|
| 1.000 | 1.437 | 1.187 | 1.875 | 0.437 | 2.125 | 4.250 |
| 1.125 | 1.562 | 1.312 | 2.000 | 0.437 | 2.250 | 4.250 |
| 1.250 | 1.687 | 1.437 | 2.125 | 0.437 | 2.375 | 4.250 |
| 1.375 | 1.812 | 1.562 | 2.375 | 0.500 | 2.500 | 4.312 |
| 1.500 | 1.937 | 1.687 | 2.500 | 0.500 | 2.625 | 4.312 |
| 1.625 | 2.062 | 1.812 | 2.625 | 0.500 | 2.750 | 4.312 |
| 1.750 | 2.187 | 1.937 | 2.750 | 0.500 | 2.875 | 4.312 |
| 1.875 | 2.312 | 2.062 | 3.000 | 0.562 | 3.000 | 4.375 |
| 2.000 | 2.437 | 2.187 | 3.125 | 0.562 | 3.125 | 4.375 |
| 2.125 | 2.625 | 2.375 | 3.250 | 0.562 | 3.375 | 4.562 |
| 2.250 | 2.750 | 2.500 | 3.375 | 0.562 | 3.500 | 4.562 |
| 2.375 | 2.875 | 2.625 | 3.375 | 0.625 | 3.625 | 4.625 |
| 2.500 | 3.000 | 2.750 | 3.500 | 0.625 | 3.750 | 4.625 |
| 2.625 | 3.125 | 2.875 | 3.750 | 0.625 | 3.875 | 4.625 |
| 2.750 | 3.250 | 3.000 | 3.875 | 0.625 | 4.000 | 4.625 |
| 2.875 | 3.375 | 3.125 | 4.000 | 0.781 | 4.125 | 4.781 |
| 3.000 | 3.500 | 3.250 | 4.125 | 0.781 | 4.250 | 4.781 |
| 3.125 | 3.812 | 3.437 | 4.375 | 0.781 | 4.562 | 4.968 |
| 3.250 | 3.937 | 3.562 | 4.500 | 0.781 | 4.687 | 4.968 |
| 3.375 | 4.062 | 3.687 | 4.625 | 0.781 | 4.812 | 4.968 |
| 3.500 | 4.187 | 3.812 | 4.750 | 0.781 | 4.937 | 4.968 |
| 3.625 | 4.312 | 3.937 | 4.875 | 0.781 | 5.062 | 4.968 |
| 3.750 | 4.437 | 4.062 | 5.000 | 0.937 | 5.187 | 4.968 |
| 3.875 | 4.562 | 4.187 | 5.125 | 0.937 | 5.312 | 4.968 |
| 4.000 | 4.687 | 4.312 | 5.250 | 0.937 | 5.437 | 4.968 |
| 4.125 | 4.875 | 4.500 | 5.375 | 0.937 | 5.750 | 5.156 |
| 4.250 | 5.000 | 4.625 | 5.500 | 0.937 | 5.875 | 5.156 |



RS-81 & RS-81T

Wide Range/Process Service Seal

The RS-81 and RS-81T (thin cross section) unbalanced shaft seals are designed for a wide range of process services. O-rings come in a variety of materials for handling various types of fluids, including corrosive liquids.

The positive drive from the shaft to the primary sealing ring face protects seals from damage due to slippage and prevents shaft galling. Precision lapped sealing faces provide reliable performance. The thin cross section RS-81T meets ANSI and other pump requirements for limited seal cavity dimensions.

The RS-81 and RS-81T are geometrically and dimensionally equivalent to competitive style seals.

Applications

The RS-81 and the RS-81T (thin cross-section) come in sizes to fit all types of rotary shaft equipment from centrifugal and rotary pumps, to mixers, agitators and autoclaves.

Temperature Range/Pressure Maximum

RS-81 & RS-81T Temperature -40° F to +400° F -40°C to +200°C

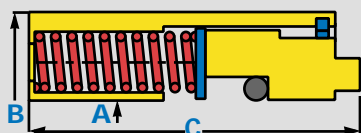
RS-81 Pressure Maximum to 125 psi (8.6 bar)

RS-81T Pressure Maximum to 125 psi (8.6 bar)



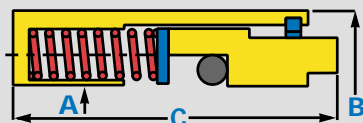
| RS-81 | | |
|---------------------|----------------|----------------------------------|
| SHAFT DIAMETER A | SEAL O.D. B | UNBALANCED INSTALLED LENGTH C |
| 1.000 | 1.562 | 1.000 |
| 1.125 | 1.687 | 1.062 |
| 1.250 | 1.875 | 1.062 |
| 1.375 | 2.000 | 1.125 |
| 1.500 | 2.125 | 1.125 |
| 1.625 | 2.375 | 1.375 |
| 1.750 | 2.500 | 1.375 |
| 1.875 | 2.625 | 1.375 |
| 2.000 | 2.750 | 1.375 |
| 2.125 | 3.000 | 1.687 |
| 2.250 | 3.125 | 1.687 |
| 2.375 | 3.250 | 1.687 |
| 2.500 | 3.375 | 1.687 |
| 2.625 | 3.500 | 1.687 |
| 2.750 | 3.625 | 1.687 |
| 2.875 | 3.750 | 1.687 |
| 3.000 | 3.812 | 1.687 |
| 3.125 | 3.937 | 1.687 |
| 3.250 | 4.125 | 1.687 |
| 3.375 | 4.250 | 1.687 |
| 3.500 | 4.375 | 1.687 |
| 3.625 | 4.500 | 1.687 |
| 3.750 | 4.625 | 1.687 |
| 3.875 | 4.750 | 1.687 |
| 4.000 | 4.875 | 1.687 |

RS-81



| RS-81T | | |
|----------------------|----------------|----------------------------------|
| SLEEVE DIAMETER A | SEAL O.D. B | UNBALANCED INSTALLED LENGTH C |
| 1.000 | 1.437 | 1.000 |
| 1.125 | 1.562 | 1.000 |
| 1.250 | 1.687 | 1.000 |
| 1.375 | 1.937 | 1.375 |
| 1.500 | 1.937 | 1.125 |
| 1.625 | 2.250 | 1.156 |
| 1.750 | 2.312 | 1.375 |
| 1.875 | 2.500 | 1.375 |
| 2.000 | 2.625 | 1.375 |
| 2.125 | 2.812 | 1.687 |
| 2.250 | 2.843 | 1.375 |
| 2.375 | 3.000 | 1.687 |
| 2.500 | 3.125 | 1.375 |
| 2.625 | 3.250 | 1.687 |
| 2.750 | 3.375 | 1.687 |
| 2.875 | 3.500 | 1.687 |
| 3.000 | 3.625 | 1.687 |
| 3.125 | 3.750 | 1.687 |
| 3.250 | 3.875 | 1.687 |
| 3.375 | 4.000 | 1.687 |
| 3.500 | 4.125 | 1.687 |
| 3.625 | 4.250 | 1.687 |
| 3.750 | 4.375 | 1.687 |
| 3.875 | 4.500 | 1.687 |
| 4.000 | 4.625 | 1.687 |

RS-81T



RS-8B1 & RS-8B1T

High Pressure Seal

The RS-8B1 and RS-8B1T (thin cross-section) are balanced shaft seals for applications requiring optimum sealing in high pressure ranges.

Wherever there is a need for a high degree of environmental protection or in applications with high pressure or pressure surges, these seals are the right choice. They also are ideal for handling non-lubricating or poor lubricating fluids.

The RS-8B1 and RS-8B1T are geometrically and dimensionally equivalent to competitive style seals.

Applications

The RS-8B1 and the RS-8B1T (thin cross-section) are used for handling toxic, volatile, corrosive, abrasive or gaseous fluids, including sewage.

Temperature Range/Pressure Maximum

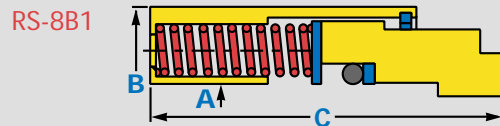
RS-8B1 & RS-8B1T Temperature -40° F to +400° F -40°C to +200°C

RS-8B1 Pressure Maximum to 750 psi (51 bar)

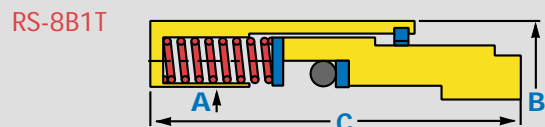
RS-8B1T Pressure Maximum to 500 psi (35 bar)



| RS-8B1 | | |
|---------------------|----------------|--------------------------------|
| SHAFT DIAMETER A | SEAL O.D. B | BALANCED INSTALLED LENGTH C |
| 1.000 | 1.562 | 1.312 |
| 1.125 | 1.687 | 1.375 |
| 1.250 | 1.875 | 1.375 |
| 1.375 | 2.000 | 1.437 |
| 1.500 | 2.125 | 1.437 |
| 1.625 | 2.375 | 1.750 |
| 1.750 | 2.500 | 1.750 |
| 1.875 | 2.625 | 1.750 |
| 2.000 | 2.750 | 1.750 |
| 2.125 | 3.000 | 2.062 |
| 2.250 | 3.125 | 2.062 |
| 2.375 | 3.250 | 2.062 |
| 2.500 | 3.375 | 2.062 |
| 2.625 | 3.500 | 2.062 |
| 2.750 | 3.625 | 2.062 |
| 2.875 | 3.750 | 2.062 |
| 3.000 | 3.812 | 2.062 |
| 3.125 | 3.937 | 2.062 |
| 3.250 | 4.125 | 2.062 |
| 3.375 | 4.250 | 2.062 |
| 3.500 | 4.375 | 2.062 |
| 3.625 | 4.500 | 2.062 |
| 3.750 | 4.625 | 2.062 |
| 3.875 | 4.750 | 2.062 |
| 4.000 | 4.875 | 2.062 |



| RS-8B1T | | |
|---------------------|----------------|--------------------------------|
| SHAFT DIAMETER A | SEAL O.D. B | BALANCED INSTALLED LENGTH C |
| 1.000 | 1.437 | 1.312 |
| 1.125 | 1.562 | 1.375 |
| 1.250 | 1.687 | 1.375 |
| 1.375 | 1.937 | 1.687 |
| 1.500 | 1.937 | 1.437 |
| 1.625 | 2.250 | 1.593 |
| 1.750 | 2.312 | 1.750 |
| 1.875 | 2.500 | 1.750 |
| 2.000 | 2.625 | 1.750 |
| 2.125 | 2.812 | 2.062 |
| 2.250 | 2.843 | 1.750 |
| 2.375 | 3.000 | 2.062 |
| 2.500 | 3.125 | 1.750 |
| 2.625 | 3.250 | 2.062 |
| 2.750 | 3.375 | 2.062 |
| 2.875 | 3.500 | 2.062 |
| 3.000 | 3.625 | 2.062 |
| 3.125 | 3.750 | 2.062 |
| 3.250 | 3.875 | 2.062 |
| 3.375 | 4.000 | 2.062 |
| 3.500 | 4.125 | 2.062 |
| 3.625 | 4.250 | 2.062 |
| 3.750 | 4.375 | 2.062 |
| 3.875 | 4.500 | 2.062 |
| 4.000 | 4.625 | 2.062 |



S i z e - A v a i l a b i l i t y

Severe Service/Unbalanced Seal



Applications

The RS-9 and the RS-9T (thin cross-section) are applicable to severe service conditions. They can handle virtually any chemical or corrosive liquid, including sulfuric, nitric, phosphoric and hydrochloric acids.

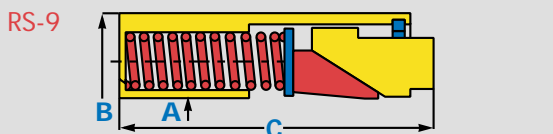
Temperature Range/Pressure Maximum

RS-9 & RS-9T Temperature -20° F to +400° F -29°C to +200°C
 RS-9 Pressure Maximum to 125 psi (8.6 bar)
 RS-9T Pressure Maximum to 125 psi (8.6 bar)

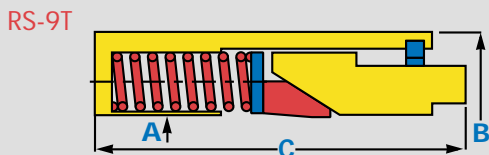
The RS-9 and RS-9T are severe service unbalanced seals, with sealing components available in PTFE and filled TFE. Standard construction is stainless steel, however springs and other metal components can be made to any specification.

The RS-9 and RS-9T are geometrically and dimensionally equivalent to competitive style seals.

| RS-9 | | |
|----------------|-----------|-----------------------------|
| SHAFT DIAMETER | SEAL O.D. | UNBALANCED INSTALLED LENGTH |
| A | B | C |
| 1.000 | 1.562 | 1.000 |
| 1.125 | 1.687 | 1.062 |
| 1.250 | 1.875 | 1.062 |
| 1.375 | 2.000 | 1.125 |
| 1.500 | 2.125 | 1.125 |
| 1.625 | 2.375 | 1.375 |
| 1.750 | 2.500 | 1.375 |
| 1.875 | 2.625 | 1.375 |
| 2.000 | 2.750 | 1.375 |
| 2.125 | 3.000 | 1.687 |
| 2.250 | 3.125 | 1.687 |
| 2.375 | 3.250 | 1.687 |
| 2.500 | 3.375 | 1.687 |
| 2.625 | 3.500 | 1.687 |
| 2.750 | 3.625 | 1.687 |
| 2.875 | 3.750 | 1.687 |
| 3.000 | 3.812 | 1.687 |
| 3.125 | 3.937 | 1.687 |
| 3.250 | 4.125 | 1.687 |
| 3.375 | 4.250 | 1.687 |
| 3.500 | 4.375 | 1.687 |
| 3.625 | 4.500 | 1.687 |
| 3.750 | 4.625 | 1.687 |
| 3.875 | 4.750 | 1.687 |
| 4.000 | 4.875 | 1.687 |



| RS-9T | | |
|----------------|-----------|-----------------------------|
| SHAFT DIAMETER | SEAL O.D. | UNBALANCED INSTALLED LENGTH |
| A | B | C |
| 1.000 | 1.437 | 1.000 |
| 1.125 | 1.562 | 1.000 |
| 1.250 | 1.687 | 1.000 |
| 1.375 | 1.937 | 1.375 |
| 1.500 | 1.937 | 1.125 |
| 1.625 | 2.250 | 1.156 |
| 1.750 | 2.312 | 1.375 |
| 1.875 | 2.500 | 1.375 |
| 2.000 | 2.625 | 1.375 |
| 2.125 | 2.812 | 1.687 |
| 2.250 | 2.843 | 1.375 |
| 2.375 | 3.000 | 1.687 |
| 2.500 | 3.125 | 1.375 |
| 2.625 | 3.250 | 1.687 |
| 2.750 | 3.375 | 1.687 |
| 2.875 | 3.500 | 1.687 |
| 3.000 | 3.625 | 1.687 |
| 3.125 | 3.750 | 1.687 |
| 3.250 | 3.875 | 1.687 |
| 3.375 | 4.000 | 1.687 |
| 3.500 | 4.125 | 1.687 |
| 3.625 | 4.250 | 1.687 |
| 3.750 | 4.375 | 1.687 |
| 3.875 | 4.500 | 1.687 |
| 4.000 | 4.625 | 1.687 |



RS-9B & RS-9BT

Severe Service/Balanced Seal



Applications

The RS-9B and the RS-9BT (thin cross section) can handle virtually any chemical or corrosive liquid, including sulfuric, nitric, phosphoric and hydrochloric acids.

Temperature Range/Pressure Maximum

RS-9B & RS-9BT Temperature -20° F to +400° F -29°C to +200°C

RS-9B Pressure Maximum to 750 psi (52 bar)

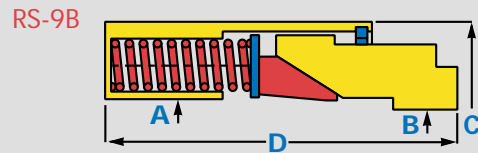
RS-9BT Pressure Maximum to 500 psi (35 bar)

The RS-9B and RS-9BT are severe service balanced seals with sealing components available in PTFE and filled TFE. Standard construction is stainless steel, however springs and other metal components can be made to any specification.

The RS-9B and RS-9BT are geometrically and dimensionally equivalent to competitive style seals.

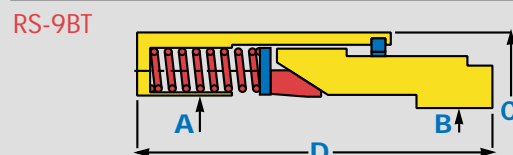
RS-9B

| SHAFT DIAMETER A | SHAFT DIAMETER B | SEAL O.D. C | BALANCED INSTALLED LENGTH D |
|---------------------|---------------------|----------------|--------------------------------|
| 1.000 | 0.875 | 1.562 | 1.312 |
| 1.125 | 1.000 | 1.687 | 1.375 |
| 1.250 | 1.125 | 1.875 | 1.375 |
| 1.375 | 1.125 | 2.000 | 1.437 |
| 1.500 | 1.250 | 2.125 | 1.437 |
| 1.625 | 1.375 | 2.375 | 1.750 |
| 1.750 | 1.500 | 2.500 | 1.750 |
| 1.875 | 1.625 | 2.625 | 1.750 |
| 2.000 | 1.750 | 2.750 | 1.750 |
| 2.125 | 1.875 | 3.000 | 2.062 |
| 2.250 | 2.000 | 3.125 | 2.062 |
| 2.375 | 2.125 | 3.250 | 2.062 |
| 2.500 | 2.250 | 3.375 | 2.062 |
| 2.625 | 2.375 | 3.500 | 2.062 |
| 2.750 | 2.500 | 3.625 | 2.062 |
| 2.875 | 2.625 | 3.750 | 2.062 |
| 3.000 | 2.750 | 3.812 | 2.062 |
| 3.125 | 2.875 | 3.937 | 2.062 |
| 3.250 | 3.000 | 4.125 | 2.062 |
| 3.375 | 3.125 | 4.250 | 2.062 |
| 3.500 | 3.250 | 4.375 | 2.062 |
| 3.625 | 3.375 | 4.500 | 2.062 |
| 3.750 | 3.500 | 4.625 | 2.062 |
| 3.875 | 3.625 | 4.750 | 2.062 |
| 4.000 | 3.750 | 4.875 | 2.062 |



RS-9BT

| SHAFT DIAMETER A | SHAFT DIAMETER B | SEAL O.D. C | BALANCED INSTALLED LENGTH D |
|---------------------|---------------------|----------------|--------------------------------|
| 1.000 | 0.875 | 1.437 | 1.312 |
| 1.125 | 1.000 | 1.562 | 1.375 |
| 1.250 | 1.125 | 1.687 | 1.375 |
| 1.375 | 1.125 | 1.937 | 1.687 |
| 1.500 | 1.250 | 1.937 | 1.437 |
| 1.625 | 1.375 | 2.250 | 1.593 |
| 1.750 | 1.500 | 2.312 | 1.750 |
| 1.875 | 1.625 | 2.500 | 1.750 |
| 2.000 | 1.750 | 2.625 | 1.750 |
| 2.125 | 1.875 | 2.812 | 2.062 |
| 2.250 | 2.000 | 2.843 | 1.750 |
| 2.375 | 2.125 | 3.000 | 2.062 |
| 2.500 | 2.250 | 3.125 | 1.750 |
| 2.625 | 2.375 | 3.250 | 2.062 |
| 2.750 | 2.500 | 3.375 | 2.062 |
| 2.875 | 2.625 | 3.500 | 2.062 |
| 3.000 | 2.750 | 3.625 | 2.062 |
| 3.125 | 2.875 | 3.750 | 2.062 |
| 3.250 | 3.000 | 3.875 | 2.062 |
| 3.375 | 3.125 | 4.000 | 2.062 |
| 3.500 | 3.250 | 4.125 | 2.062 |
| 3.625 | 3.375 | 4.250 | 2.062 |
| 3.750 | 3.500 | 4.375 | 2.062 |
| 3.875 | 3.625 | 4.500 | 2.062 |
| 4.000 | 3.750 | 4.625 | 2.062 |



Full Range Seal

The RS-K unbalanced and RS-KB balanced seals offer unparalleled sealing for a full range of fluids. They can be assembled to meet numerous application requirements for fluid, pressure, temperature, velocity and balancing conditions. Components are available in a variety of materials. An optional PTFE U-Cup/spreader ring can replace the o-ring in corrosive applications.

The RS-K & RS-KB can replace many of the competitive style series seals.

Applications

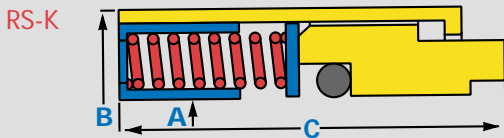
The RS-K and RS-KB can be assembled to meet numerous application requirements for fluid, pressure, temperature, velocity and balancing conditions.

Temperature Range/Pressure Maximum

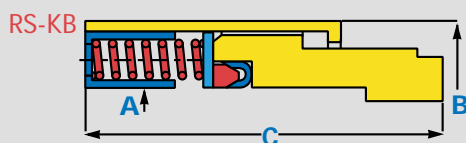
| | |
|--------------------------|-----------------------------------|
| RS-K & RS-KB Temperature | -40° F to +400° F -40°C to +200°C |
| RS-K Pressure Maximum | to 125 psi (8.6 bar) |
| RS-KB Pressure Maximum | to 500 psi (35 bar) |



| RS-K | | |
|-----------------|----------------|-----------------------|
| SHAFT SIZE A | SEAL O.D. B | INSTALLED LENGTH C |
| 0.500 | 0.968 | 1.031 |
| 0.625 | 1.093 | 1.031 |
| 0.750 | 1.218 | 1.031 |
| 0.875 | 1.343 | 1.031 |
| 1.000 | 1.468 | 1.031 |
| 1.125 | 1.593 | 1.031 |
| 1.250 | 1.718 | 1.031 |
| 1.375 | 1.843 | 1.031 |
| 1.500 | 1.968 | 1.031 |
| 1.625 | 2.218 | 1.156 |
| 1.750 | 2.343 | 1.156 |
| 1.875 | 2.468 | 1.156 |
| 2.000 | 2.593 | 1.156 |
| 2.125 | 2.781 | 1.406 |
| 2.250 | 2.906 | 1.406 |
| 2.375 | 3.031 | 1.406 |
| 2.500 | 3.156 | 1.406 |
| 2.625 | 3.281 | 1.406 |
| 2.750 | 3.406 | 1.406 |
| 2.875 | 3.531 | 1.406 |
| 3.000 | 3.656 | 1.406 |
| 3.125 | 3.781 | 1.406 |
| 3.250 | 3.906 | 1.406 |
| 3.375 | 4.031 | 1.406 |
| 3.500 | 4.156 | 1.406 |
| 3.625 | 4.281 | 1.406 |
| 3.750 | 4.406 | 1.406 |
| 3.875 | 4.531 | 1.406 |
| 4.000 | 4.656 | 1.406 |



| RS-KB | | |
|-----------------|----------------|-----------------------|
| SHAFT SIZE A | SEAL O.D. B | INSTALLED LENGTH C |
| 0.500 | 0.968 | 1.281 |
| 0.625 | 1.093 | 1.281 |
| 0.750 | 1.218 | 1.281 |
| 0.875 | 1.343 | 1.281 |
| 1.000 | 1.468 | 1.281 |
| 1.125 | 1.593 | 1.281 |
| 1.250 | 1.718 | 1.281 |
| 1.375 | 1.843 | 1.281 |
| 1.500 | 1.968 | 1.281 |
| 1.625 | 2.218 | 1.531 |
| 1.750 | 2.343 | 1.531 |
| 1.875 | 2.468 | 1.531 |
| 2.000 | 2.593 | 1.531 |
| 2.125 | 2.781 | 1.750 |
| 2.250 | 2.906 | 1.750 |
| 2.375 | 3.031 | 1.750 |
| 2.500 | 3.156 | 1.750 |
| 2.625 | 3.281 | 1.750 |
| 2.750 | 3.406 | 1.750 |
| 2.875 | 3.531 | 1.750 |
| 3.000 | 3.656 | 1.750 |
| 3.125 | 3.781 | 1.750 |
| 3.250 | 3.906 | 1.750 |
| 3.375 | 4.031 | 1.750 |
| 3.500 | 4.156 | 1.750 |
| 3.625 | 4.281 | 1.750 |
| 3.750 | 4.406 | 1.750 |
| 3.875 | 4.531 | 1.750 |
| 4.000 | 4.656 | 1.750 |



RS-Q & RS-QB

Inside Mounted All Purpose Seal

The RS-Q and RS-QB are inside mounted, all-purpose seals. The RS-Q unbalanced and RS-QB balanced seals use multiple springs. Standard metal parts are made of 316 stainless steel.

The RS-Q and RS-QB are geometrically and dimensionally equivalent to competitive style seals.

Applications

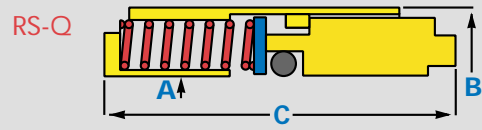
The RS-Q and RS-QB can be used in a variety of petroleum, chemical, petrochemical and other refining applications.

Temperature Range/Pressure Maximum

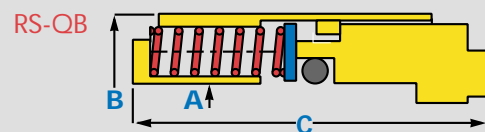
| | |
|------------------------|--|
| RS-Q & QB Temperature | -40° F to +400° F -40°C to +200°C |
| RS-Q Pressure Maximum | to 150 psi (10.3 bar) |
| RS-QB Pressure Maximum | to 750 psi (51.7 bar) (With special design) |



| RS-Q | | |
|---------------------|----------------|----------------------------------|
| SHAFT DIAMETER A | SEAL O.D. B | UNBALANCED INSTALLED LENGTH C |
| 1.125 | 1.687 | 1.375 |
| 1.250 | 1.812 | 1.375 |
| 1.375 | 1.937 | 1.375 |
| 1.500 | 2.062 | 1.375 |
| 1.625 | 2.312 | 1.687 |
| 1.750 | 2.437 | 1.687 |
| 1.875 | 2.562 | 1.687 |
| 2.000 | 2.687 | 1.687 |
| 2.125 | 2.812 | 1.750 |
| 2.375 | 3.062 | 1.750 |
| 2.500 | 3.187 | 1.750 |
| 2.875 | 3.750 | 2.000 |
| 3.625 | 4.500 | 2.000 |
| 3.750 | 4.625 | 2.000 |



| RS-QB | | |
|---------------------|----------------|--------------------------------|
| SHAFT DIAMETER A | SEAL O.D. B | BALANCED INSTALLED LENGTH C |
| 1.125 | 1.687 | 1.375 |
| 1.250 | 1.812 | 1.375 |
| 1.375 | 1.937 | 1.375 |
| 1.500 | 2.062 | 1.375 |
| 1.625 | 2.312 | 1.687 |
| 1.750 | 2.437 | 1.687 |
| 1.875 | 2.562 | 1.687 |
| 2.000 | 2.687 | 1.687 |
| 2.125 | 2.812 | 1.750 |
| 2.250 | 2.937 | 1.750 |
| 2.375 | 3.062 | 1.750 |
| 2.500 | 3.187 | 1.750 |
| 2.625 | 3.500 | 2.000 |
| 2.875 | 3.750 | 2.000 |
| 3.125 | 4.000 | 2.000 |
| 3.250 | 4.125 | 2.000 |
| 3.750 | 4.625 | 2.000 |
| 3.875 | 4.750 | 2.000 |



S i z e - A v a i l a b i l i t y

RS-U

Balanced High Pressure Single Spring Seal



Applications

The RS-U seal has numerous applications in the refining, chemical, pipeline and process industries.

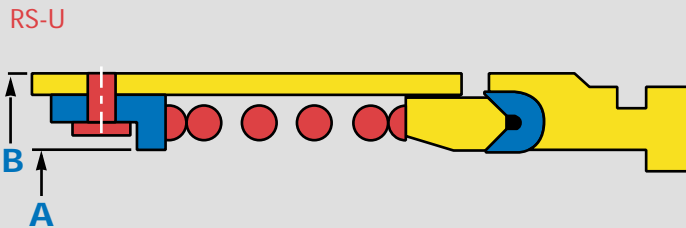
Temperature Range/Pressure Maximum

RS-U Temperature -40° F to +400° F -40°C to +200°C
 RS-U Pressure Maximum to 1000 psi (69 bar)

The RS-U is a balanced, high pressure, single spring seal. The U-cup and seat gasket give it the flexibility to compensate for some misalignment of the shaft and bearings.

The RS-U is geometrically and dimensionally equivalent to competitive style seals.

| RS-U | |
|---------------------|----------------|
| SHAFT DIAMETER A | SEAL O.D. B |
| 1.187 | 1.688 |
| 1.250 | 1.875 |
| 1.312 | 1.938 |
| 1.375 | 2.000 |
| 1.437 | 2.063 |
| 1.500 | 2.125 |
| 1.625 | 2.375 |
| 1.750 | 2.438 |
| 1.875 | 2.563 |
| 2.000 | 2.906 |
| 2.062 | 2.750 |
| 2.125 | 3.000 |
| 2.250 | 2.938 |
| 2.375 | 3.313 |
| 2.500 | 3.375 |
| 2.625 | 3.438 |
| 2.687 | 3.625 |
| 3.000 | 4.000 |
| 3.125 | 4.125 |
| 3.250 | 4.125 |
| 3.375 | 4.438 |
| 3.500 | 4.500 |
| 3.750 | 4.750 |
| 4.000 | 4.938 |



S
i
z
e
-
A
v
a
i
l
i
a
b
i
t
y

RS-D

High Temperature/High Pressure Seal For Boiler Pumps



Applications

The RS-D is a balanced seal specially designed for high-temperature, high-pressure boiler feed pumps.

Temperature Range/Pressure Maximum

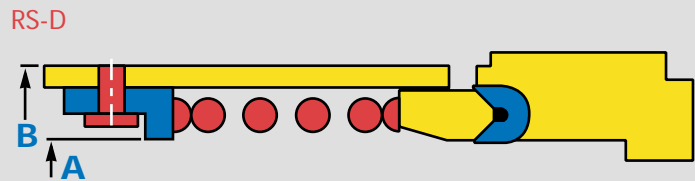
RS-D Temperature -40° F to +400° F -40°C to +200°C
 RS-D Pressure Maximum to 1000 psi (69 bar)

The RS-D is a balanced, high pressure, single spring seal. The U-cup and seat gasket give it the flexibility to compensate for some misalignment of the shaft and bearings. It is specially designed for high temperature, high pressure boiler feed pumps.

The rotating face contains slots which act as a pumping ring. The fluid in the stuffing box may be pumped through a heat exchanger to be cooled before flowing back to the stuffing box at a point adjacent to the seal contact surfaces.

The RS-D is geometrically and dimensionally equivalent to competitive style seals.

| RS-D | |
|---------------------|----------------|
| SHAFT DIAMETER A | SEAL O.D. B |
| 1.250 | 1.875 |
| 1.437 | 2.063 |
| 1.500 | 2.125 |
| 1.750 | 2.438 |
| 1.875 | 2.563 |
| 2.062 | 2.750 |
| 2.250 | 2.938 |
| 2.375 | 3.313 |
| 2.500 | 3.375 |
| 2.625 | 3.625 |
| 2.875 | 3.750 |
| 3.000 | 4.000 |
| 3.250 | 4.125 |
| 3.375 | 4.438 |
| 3.500 | 4.500 |
| 3.750 | 4.750 |
| 4.000 | 4.938 |




Replacement Seats



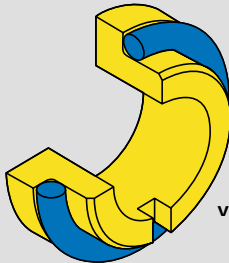
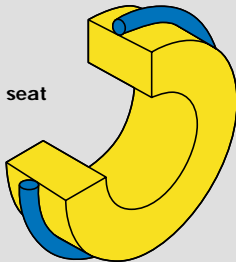
The correct choice of seat material and design is critical to the success of a seal installation. UTEX has a wide selection of seat designs to satisfy sealing requirements. Using tungsten carbide, silicon carbide, ceramic or other customer specified materials, UTEX will match the correct seat to the seal operating conditions. O-ring, L-type, Clamp-type and others are all manufactured to exacting tolerances. Contact UTEX for your specific requirements.

R
e
p
l
a
c
e
m
e
n
t
S
e
a
t
s



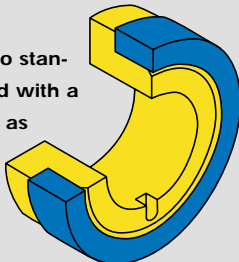
O-Ring Seat. For a wide range of general service applications. Various O-ring elastomers may be used to improve chemical resistance.

Square Section Seat. A widely used seat configuration, it can be furnished with various O-ring materials to match pump conditions.





"L" Section Seat. Available for those pumps requiring "L" section seats. They are furnished with anti-rotation slots and various O-ring elastomers.

Modified "L" Section Seat. Similar to standard "L" section seats but furnished with a PTFE gasket and anti-rotation slots as standard. Provides increased chemical resistance.



Modified Clamped Type Seat. Standard clamped type seat that has been modified to fit pumps requiring this configuration. Furnished with two gaskets, one PTFE and one non-asbestos.

Clamped Type Seat. Provides wide temperature and pressure services. Clamped between the stuffing box face and gland. Furnished with two gaskets, one PTFE and one non-asbestos.



Modified Clamped Type Seat. Standard clamped type seat that has been modified to fit pumps requiring this configuration. Furnished with two gaskets, one PTFE and one non-asbestos.

UTEX Industries, Inc. does not make any warranty concerning the information or any statement set forth in this catalog, and expressly disclaims any liability for incidental and consequential damages rising out of damage to equipment, injury to persons or products, or any other harmful consequences resulting from the use of the information or reliance on any statement set forth in this catalog. The user should consult UTEX for specific application recommendations.

Mechanical Seal Service & Repair



X-TendaSeal Services will extend the life of any type of mechanical seal, no matter who originally manufactured it, by repairing, remanufacturing, or replicating any parts that have failed. The seal will meet or exceed the original specifications after X-TendaSeal service. X-TendaSeal service is economical and fast. Normal turn-around time is two weeks, but special handling can be accommodated in emergencies.

X-TendaSeal service provides the convenience of shipping to one location. This saves time on seal repair and replacement. Part of the X-TendaSeal service is maintaining an inventory of mechanical seals and components that can readily replace or repair a failed seal.

UTEX offers X-TendaSeal licensee agreements to select markets throughout the world. Under UTEX guidance licensed distributors are able to repair and refurbish all common mechanical seals. Everything is included from procedures to material lists.

X-TendaSeal®, Chemrite®, UPAK®, and ChemPatch®, are a registered trademarks of UTEX Industries, Inc.

After the initial cleaning and evaluation, a seal is rebuilt and tested at each step of the X-TendaSeal procedure.




Identification & Documentation

Preliminary Cleaning




Inspection & Evaluation

Repair & Component Replacement



Repaired / New Component Inspection

Clean & Final Visual Inspection



Final Repaired Seal Assembly

Packing & Shipping to Customer Location





UTEX INDUSTRIES, INC.

Taking Sealing Technology Beyond Tomorrow

ISO 9001 Certified*
www.utexind.com

*Corporate Headquarters: 10810 Old Katy Road • Houston, Texas 77043 • 713-467-1000 • 800-359-9229

*Houston Service Center: 5989 South Loop East • Houston, Texas 77033 • 713-649-3421 • 888-883-7579

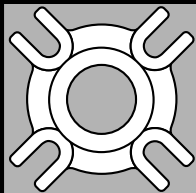
*Weimar: 605 Utex Drive • Weimar, Texas 78962 • 979-725-8503 • 877-469-2829

*Odessa Service Center: 1104 Market Avenue • Odessa, Texas 79761 • 915-333-4151 • 800-873-0946

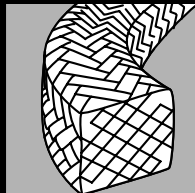
Applied Rubber Technology, Inc.: 116-A Industrial Court • Conroe, Texas 77301 • 936-760-4100

San Benito: 2001 Utex Drive • San Benito, Texas 78586 • 956-399-7771


AccuSeal: 1777 Upland, Suite 103 • Houston, Texas 77043 • 832-358-0350



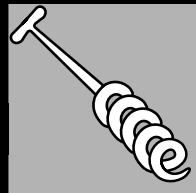
Mechanical Seals



Compression
Packing




Sheet Packing



Packing Tools



Molded Products



Industrial Chemicals